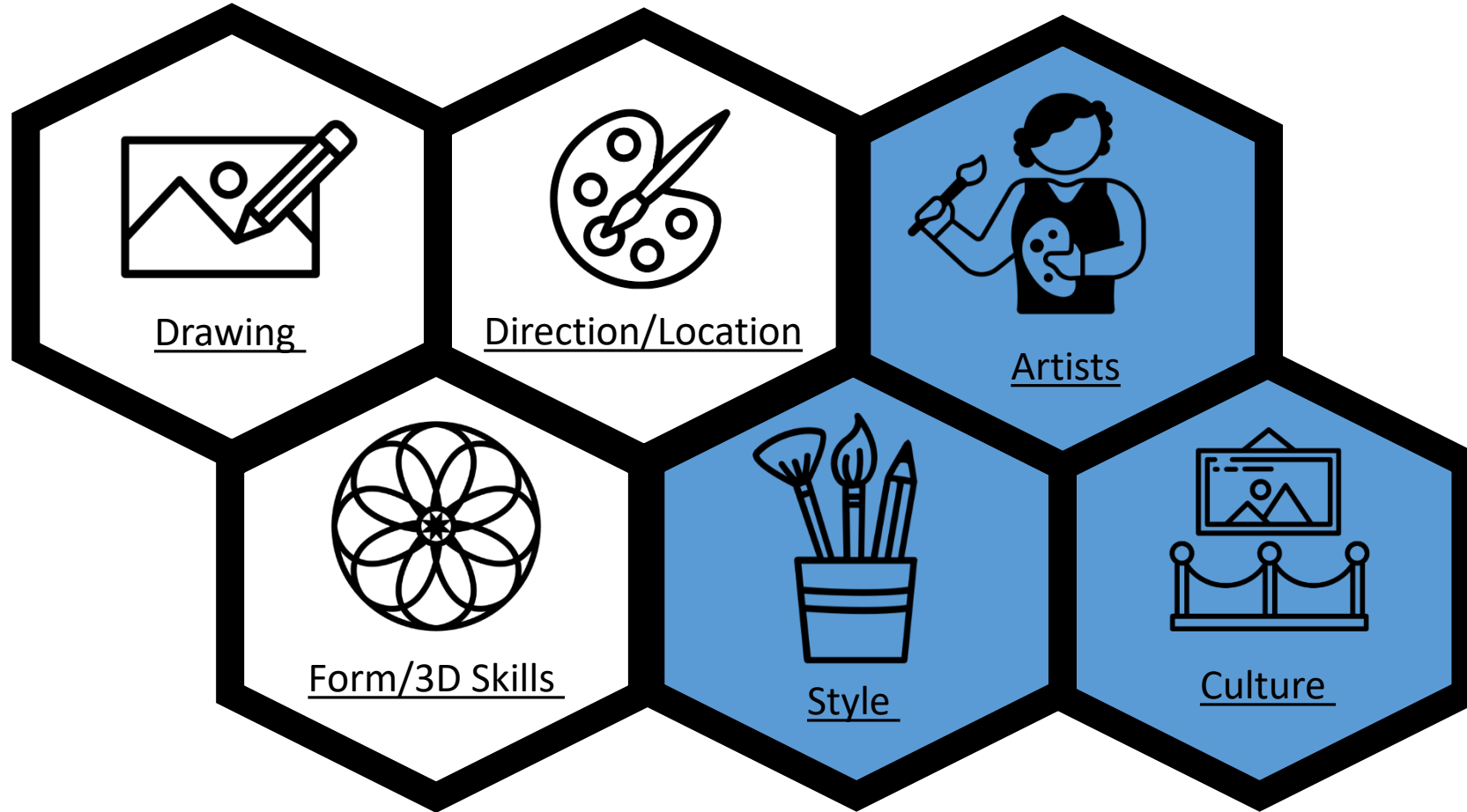
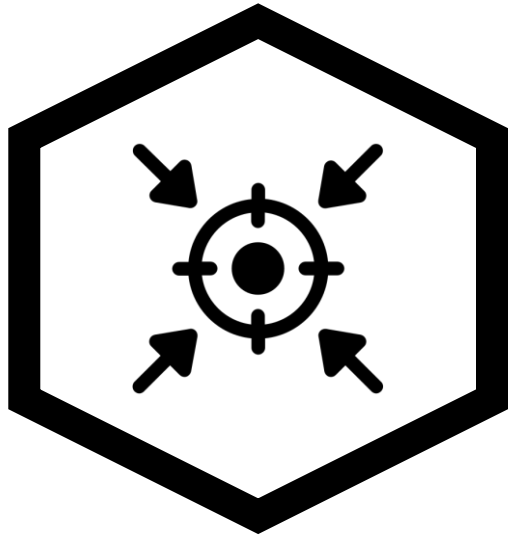
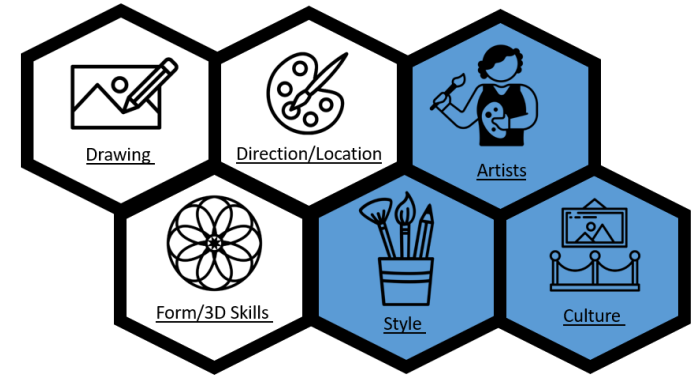


Art at Woodlea



Art at Woodlea




Intent:

At Woodlea, we believe that high-quality Art lessons will inspire children to think innovatively and develop creative procedural understanding.

Our Art curriculum provides children with opportunities to develop their skills using a range of media and materials. Children learn the skills of drawing, painting, printing, collage, textiles, 3D work and digital art and are given the opportunity to explore and evaluate different creative ideas.

Children should enjoy art and experience the freedom that comes from a creative subject whilst developing and improving their skills.



Implementation:

Planning – Teaching staff follow our art progression map. This provides a clear progression of skills to be taught and specific art related vocabulary. Our art project supports cross curricular links as much as possible.

Lesson design rationale- Lessons are planned around engaging children and ensuring that the key skills for each year group are achieved – there will be a variety of media used across year groups.

Prior learning task is incorporated in the planning stage

How is learning built upon - assessment of key skills ensures that learning is continuous and progressing

How do you know there is progression? – Key skills document in line with national curriculum requirements. The progression map supports clear progression across the key stages.


Art Skills

Drawing


In EYFS children will begin with developing their fine motor control and encourage their enjoyment of art and celebrating their drawings. In KS1, children will explore mark making, paying close attention to features in a self-portrait. They will look at how to use shapes to represent facial features. They will also explore different grading of pencils and create tone. They will use observational drawings to create portraits. In LKS2, children will develop new techniques such as blending and cross-hatching and use a variety of materials to draw with. They will also begin work on texture and their understanding of perspective. In UKS2, they will use expressive lines to convey emotions. They will also be introduced to still life and the basics of composition. Children will look at the positive and negative space with a still life composition and develop their use of tone to achieve realistic outcomes.



Drawing



Painting & Colour



Form/3D Skills

Painting and Colour

In EYFS, children will explore the use of paint to create their own patterns, use different tools and show increasing control in their brush strokes. In KS1, children will be introduced to the colour wheel, define cool and warm colours and understand what a primary colour is. They will also experiment with different brushes to create different effects. In LKS2, children will be exploring secondary colours. They will develop understanding of composition in relation to a horizon line and landscapes. Children will begin to use water colour paints. Next, children will look at working with monochrome colour, mixing colour with white/black to create different tones. This can then be used to emphasise shadows and highlights. Their brushstrokes will be developed to create realistic outcomes. In UKS2, children will learn about complementary colours and explore colour theory through pointillism. They will learn how shape, line and colour can affect composition. Finally, children will be introduced into tertiary colour and explore this through dot paintings.

Form/3D Skills

In EYFS, children will explore different materials, create simple shapes/ forms and combining them ,add detail to their created forms and reflect upon their work. We then split this skill branch into three disciplines across the Key stages: KS1 – printing, LKS2 – Collage, UKS2 – Sculpture. In KS1, children will be introduced to different printing techniques (such as relief printing) and how the symbols/patterns created can represent different ideas/beliefs. They will look at using organic and geometric shapes. This will then be built upon where children start to use a combination of 2D/3D materials and/or using natural materials to make their prints. In LKS2, they will focus on collage where children will begin to explore what it is and how it is used in different cultures. They will also look at how symmetry is involved and how to create mixed media collages. Children will then develop this further with layering techniques and their knowledge of colour theory. In UKS2, they will develop their understanding of sculpture, what materials are used and techniques using clay to create their own sculptures. They will then move onto focusing on human sculptures and how perspective can change the view of a sculpture. Children will look at examples from artist and draw inspiration from them.


EYFS Art Skills



Develop their fine motor control and encourage their enjoyment of art and celebrating their drawings.



Explore the use of paint to create their own patterns, use different tools and show increasing control in their brush strokes.



Explore different materials, create simple shapes/ forms and combining them ,add detail to their created forms and reflect upon their work.


Year 1 Art Skills



Exploring mark making. Looking closely to draw own features in a self-portrait. Exploring how shapes are used to represent facial features



Introduction to the colour wheel. Identifying colours as warm or cool and where they are on the colour wheel.



Introduction to different types of simple printing – relief, batik and engraving. Children create their own relief print. Introduction to idea of symbols representing different beliefs/ideas. Focus on shapes used in different prints – geometric or organic.


Year 2 Art Skills



Exploring pencil grades to achieve light, medium and dark tones. Introduction to close observational drawing. Direction of lines when drawing and adding tone.



Introduction to the primary colours on the colour wheel. Experimenting with different brushes to make different marks in painting.



Children build on their printing technique skills by further exploring relief prints. They encounter collograph prints and begin to learn the difference between 2D and 3D. Children explore natural objects that can be used to create prints.


Year 3 Art Skills



Learning about and exploring a wider range of drawing materials. Learning different techniques to add tone to their drawings including cross-hatching, blending, stippling, contour hatching and scumbling.



Exploring secondary colours and where they sit on the colour wheel.. Explore colour theory through the technique of pointillism. Using watercolour paints and pencils and learning how to control these effectively.



Children explore what collage is. Children explore how collage can be used in different cultures to express beliefs, focusing on Rangoli patterns in Indian art. Children explore symmetry in collage. Children create collages using mixed media.


Year 4 Art Skills



Focus on use of line for mark making and to add texture to a drawing. Revisiting close observational drawing with a focus on adding texture. Introduction to perspective. Using a viewfinder.



Work with monochrome colour. Develop colour mixing using white and black to create different tints and tones. Understand and apply use of light, medium and dark tones. Apply paint to emphasise shadows and highlights. Develop brushstroke work to allow for realistic outcome.



Children apply their knowledge of colour theory to communicate feelings through their collaged portraits. Children use the layering technique to practice their collage skills. They explore which materials could be used in a collage and understand the term 'mixed media.


Year 5 Art Skills



Introduction to expressive line to convey feeling and emotion. Line to convey movement.



Introduction to complementary colours and how these can enhance visuals. Understanding how shape, line and colour can affect composition.



Explore their understanding of form as a 3D shape. Explore materials sculptures can be created from. Children use clay and learn how modelling techniques can be applied to their own work. Explore the work of sculptors who have been inspired by nature


Year 6 Art Skills



Introduction of landscape drawings. Use of tone, shading and highlighting to achieve realistic outcomes. Understanding composition in relation to a horizon line and landscapes



Introduction to tertiary colours and how these are created. Children look at analogous colours through dot paintings.



Focus on the importance of shapes within sculpture. Consider perspective and how this can change in a sculpture, depending on your viewpoint. Focus on the human form in sculpture, and how it can be sculpted in different ways

Art Knowledge



Artists

Artists

We cover a range of Artists from around the world and discuss their work, their impact on society and emulate their styles.

From EYFS to UKS2 we cover the following Artists: Van Gogh, Kandinsky, Modigliani, Andy Warhol, Giuseppe Arcimboldo, Monet, George Seurat, Piet Mondrian, Bridget Riley and Romero Britto.



Culture

Culture

As part of our curriculum, we look at different cultures (past and present) and movements to broaden our children's understanding of the world and to encourage an interest in other cultures. In EYFS, there is a focus on culture within the UK. In KS1, children develop an understanding of what Pop Culture is and discover the cultural work of Inuits. In KS2, linking to other areas of the curriculum, the children will develop their skills through Stone Age Art, Roman mosaics, Anglo Saxon tapestry, Ancient Egyptian artefacts, Mayan Masks, Native American artefacts and WW2 Propaganda posters.



Style

Style

From EYFS to UKS2, the children learn about many different styles of art (often intertwined with a particular artist and culture) and have a chance to create their own version. The following variety of styles are covered throughout our curriculum: Self-portraits, pop art, portraits, intaglio, mannerist, impressionism, Still life, parietal art, pointillism, Neoplasticism and Op Art.

EYFS Art Knowledge



Kandinsky
Van Gogh



United Kingdom



Mark Making

Year 1 Art Knowledge



Modigliani
Andy Warhol
Giuseppe Arcimboldo



Pop Culture



Self-Portraits
Portraits
Pop Art
Mannerism
Batik

Year 2 Art Knowledge



Monet
Cezanne



Inuit



Intaglio
Still Life
Impressionism

Year 3 Art Knowledge



George Seurat



Romans
Stone Age



Pointillism
Parietal Art
Mosaic

Year 4 Art Knowledge



Piet Mondrian
Bridget Riley



Anglo-Saxons
Egyptians



Neoplasticism
Op Art
Mixed Media

Year 5 Art Knowledge



Romero Britto
J. M. W. Turner



Mayans



Neoplasticism
Op Art
Sculptures

Year 6 Art Knowledge



David Hockney



Native Americans
Wartime Britain



Landscapes
Perspective
Sculpture

Art Breadth of Study

Y1

Y2

Y3

Y4

Y5

Y6



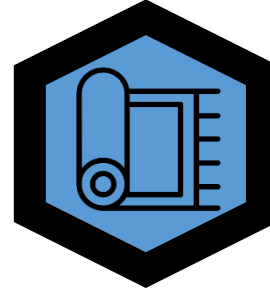
Self Portraits



Inuit Art



Stone Age Cave Paintings



Anglo-Saxon Tapestry



Rivers



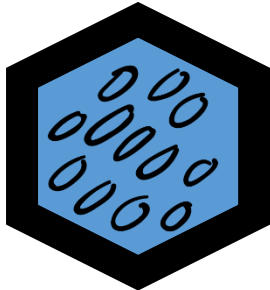
Greek Statues




Andy Warhol: Pop Art



Monet



George Seurat



Abstract Art



Romero Britto



WW2 Propaganda



Giuseppe Arcimboldo



Still Life



Roman Mosaic



Egyptian Artefacts



Mayan Masks



Landscapes